


# GENDER MARKER CHANGE

## A GUIDE




### COMPLETE THE FOLLOWING FORMS:

1. Ontario Application for Change of Sex Designation on a Birth Registration of an Adult
2. Statutory Declaration for a Change of Sex Designation on a Birth Registration of an Adult
3. Request for a Birth Certificate

### DOCUMENT CHECKLIST:

- All three completed forms
- A letter signed by a practicing physician or a psychologist authorized to practice in Canada, on their letterhead showing their licence number
- All previously issued birth certificates, birth certificates with parental information and certified copies of the birth registration




### SEND THE PAPERWORK BY MAIL TO:

Office of the Registrar General  
189 Red River Road, PO Box 3000  
Thunder Bay, Ontario P7B 5W0

### WAIT FOR PAPERWORK

Wait 6-8 weeks processing time.



### APPROVAL

If your gender marker change is approved, you will receive the version(s) of your birth certificate that you requested displaying your correct gender marker.

Get **free** legal advice regarding how to complete the gender marker change process. Contact us at:



450 Frederick St. #101, Kitchener ON N2H 2P5 Phone: 519-743-0254 or Online Contact Form found at: [www.wrcls.ca](http://www.wrcls.ca)

